

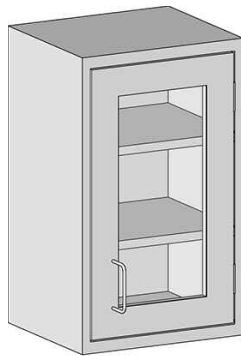


Profit from the Eagle Advantage®

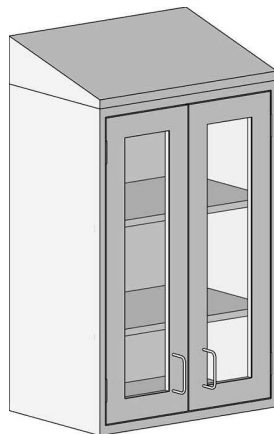
Specification Sheet

Short Form Specifications

All stainless steel type 304 enclosed cabinet. 13"- or 16"-deep. Flat top units are 31"-high, sloped top units are 36"-high. Widths range from 18" to 48". Removable back panel. Two adjustable shelves. Doors are inset double-panel construction, mounted with five-knuckle hinges and provided with 4" wire pull handle and roller catch. Designed and tested to the SEFA 8 Metal Casework recommended practices.



SSC-WCGHR-1324



SSC-WCGHST-1630

Item No.:	_____
Project No.:	_____
S.I.S. No.:	_____

Upper Cabinets—Framed Glass Swinging Wall Cases

MODELS:

- | | |
|---|---|
| <input type="checkbox"/> SSC-WCGHL-1318 | <input type="checkbox"/> SSC-WCGHST-1318 |
| <input type="checkbox"/> SSC-WCGHR-1318 | <input type="checkbox"/> SSC-WCGHRST-1318 |
| <input type="checkbox"/> SSC-WCGHL-1324 | <input type="checkbox"/> SSC-WCGHST-1324 |
| <input type="checkbox"/> SSC-WCGHR-1324 | <input type="checkbox"/> SSC-WCGHRST-1324 |
| <input type="checkbox"/> SSC-WCGH-1330 | <input type="checkbox"/> SSC-WCGHST-1330 |
| <input type="checkbox"/> SSC-WCGH-1336 | <input type="checkbox"/> SSC-WCGHST-1336 |
| <input type="checkbox"/> SSC-WCGH-1348 | <input type="checkbox"/> SSC-WCGHST-1348 |
| <input type="checkbox"/> SSC-WCGHL-1618 | <input type="checkbox"/> SSC-WCGHST-1618 |
| <input type="checkbox"/> SSC-WCGHR-1618 | <input type="checkbox"/> SSC-WCGHRST-1618 |
| <input type="checkbox"/> SSC-WCGHL-1624 | <input type="checkbox"/> SSC-WCGHST-1624 |
| <input type="checkbox"/> SSC-WCGHR-1624 | <input type="checkbox"/> SSC-WCGHRST-1624 |
| <input type="checkbox"/> SSC-WCGH-1630 | <input type="checkbox"/> SSC-WCGHST-1630 |
| <input type="checkbox"/> SSC-WCGH-1636 | <input type="checkbox"/> SSC-WCGHST-1636 |
| <input type="checkbox"/> SSC-WCGH-1648 | <input type="checkbox"/> SSC-WCGHST-1648 |

Design and Construction Features

- Type 304 stainless steel construction.
- Two intermediate shelves, adjustable on 1½" (38mm) increments.
- Available with 13" or 16" (330 or 406mm) depth.
- Widths range from 18" to 48" (457 to 1219mm).
- Offered with single left- or right-swing door, or with double doors.
- Doors are double-panel inset construction with five-knuckle hinges, 4" wire pull, and roller catch.
- ¼" (6mm)-thick tempered glass panels.
- Units with flat top are 31" (889mm) high.
- Units with sloped top are 36" (914mm) high.

Options / Accessories

- Door locks
- Additional shelves
- Custom door pulls
- Custom sizes

Certifications / Approvals



SEFA 8 Metal Casework

EAGLE GROUP

100 Industrial Boulevard, Clayton, DE 19938-8903 USA

Phone: 302-653-3000 • Fax: 302-653-2065

www.eaglegrp.com • www.eaglehmc.com

Foodservice Division: Phone 800-441-8440

MHC Division: Phone 800-637-5100

For custom configuration or fabrication needs, contact our SpecFAB® Division.

Phone: 302-653-3000 • Fax: 302-653-2065 • e-mail: quotes@eaglegrp.com

EG03.03C Rev. 10/20

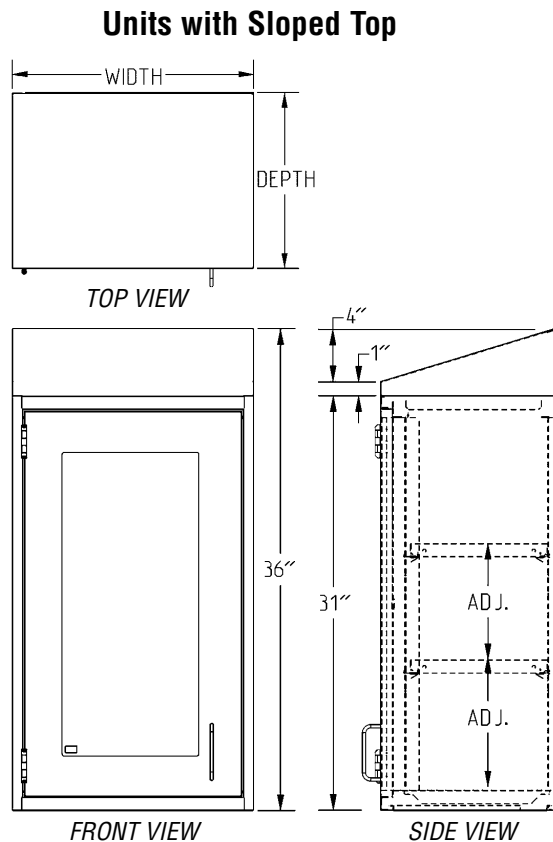
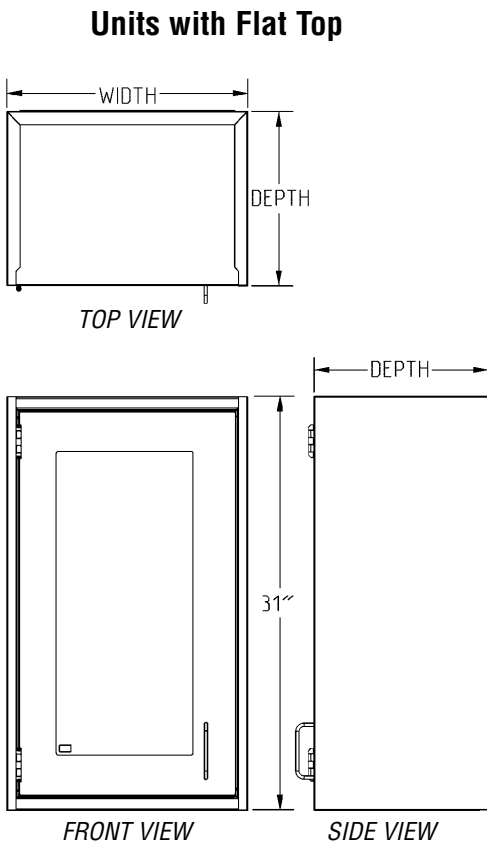
Spec sheets available for viewing, printing or downloading from our online literature library at www.eaglegrp.com

Eagle Foodservice Equipment, Eagle MHC, and SpecFAB® are divisions of Eagle Group. ©2020 by the Eagle Group



Item No.: _____
 Project No.: _____
 S.I.S. No.: _____

Upper Cabinets—Framed Glass Swinging Wall Cases



Units with Flat Top						Units with Sloped Top							
depth		width		height		weight		model #	height		weight		model #
in.	mm	in.	mm	in.	mm	lbs.	kg		in.	mm	lbs.	kg	
13"	330	18"	457	31"	787	166	75.3	SSC-WCGHL-1318	36"	914	186	84.4	SSC-WCGHLST-1318
13"	330	18"	457	31"	787	166	75.3	SSC-WCGHR-1318	36"	914	186	84.4	SSC-WCGHRST-1318
13"	330	24"	610	31"	787	172	78.0	SSC-WCGHL-1324	36"	914	192	87.1	SSC-WCGHLST-1324
13"	330	24"	610	31"	787	172	78.0	SSC-WCGHR-1324	36"	914	192	87.1	SSC-WCGHRST-1324
13"	330	30"	762	31"	787	184	83.4	SSC-WCGH-1330	36"	914	204	92.5	SSC-WCGHST-1330
13"	330	36"	914	31"	787	184	83.4	SSC-WCGH-1336	36"	914	222	100.7	SSC-WCGHST-1336
13"	330	48"	1219	31"	787	202	91.6	SSC-WCGH-1348	36"	914	258	117.0	SSC-WCGHST-1348
16"	406	18"	457	31"	787	172	78.0	SSC-WCGHL-1618	36"	914	192	87.1	SSC-WCGHLST-1618
16"	406	18"	457	31"	787	172	78.0	SSC-WCGHR-1618	36"	914	192	87.1	SSC-WCGHRST-1618
16"	406	24"	457	31"	787	178	80.7	SSC-WCGHL-1624	36"	914	198	89.8	SSC-WCGHLST-1618
16"	406	24"	457	31"	787	178	80.7	SSC-WCGHR-1624	36"	914	198	89.8	SSC-WCGHRST-1618
16"	406	30"	762	31"	787	190	86.2	SSC-WCGH-1630	36"	914	210	95.2	SSC-WCGHST-1630
16"	406	36"	914	31"	787	196	88.9	SSC-WCGH-1636	36"	914	216	98.0	SSC-WCGHST-1636
16"	406	48"	1219	31"	787	214	97.1	SSC-WCGH-1648	36"	914	264	119.7	SSC-WCGHST-1648

EAGLE GROUP
 100 Industrial Boulevard, Clayton, DE 19938-8903 USA
 Phone: 302-653-3000 • Fax: 302-653-2065
 www.eaglegrp.com • www.eaglegrp.com

Foodservice Division: Phone 800-441-8440
 MHC Division: Phone 800-637-5100

Printed in U.S.A.
 ©2020 by Eagle Group
 Rev. 10/20

Spec sheets available for viewing, printing or downloading from our online literature library at www.eaglegrp.com

Although every attempt has been made to ensure the accuracy of the information provided, we cannot be held responsible for typographical or printing errors. Information and specifications are subject to change without notice. Please confirm at time of order.