

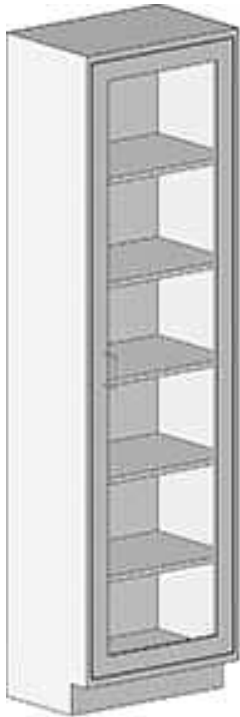


Profit from the Eagle Advantage®

# Specification Sheet

## Short Form Specifications

All stainless steel type 304 enclosed cabinet. 18" or 24"-deep. Flat top units are 84"-high, sloped top units are 89"-high. Widths range from 24" to 48". Five adjustable shelves. Doors with framed glass are inset double-panel construction, mounted with five-knuckle hinges and provided with 4" wire pull handle and roller catch. Designed and tested to the SEFA 8 Metal Casework recommended practices.



SSC-TCBGR-1824



SSC-TCBGST-1830

Item No.:	_____
Project No.:	_____
S.I.S. No.:	_____

## Tall Cabinets—Framed Glass Swinging Tall Cases

### MODELS:

- |   |   |
|---|---|
| <input type="checkbox"/> SSC-TCBGL-1824 | <input type="checkbox"/> SSC-TCBGLST-1824 |
| <input type="checkbox"/> SSC-TCBGR-1824 | <input type="checkbox"/> SSC-TCBGRST-1824 |
| <input type="checkbox"/> SSC-TCBG-1830  | <input type="checkbox"/> SSC-TCBGST-1830  |
| <input type="checkbox"/> SSC-TCBG-1836  | <input type="checkbox"/> SSC-TCBGST-1836  |
| <input type="checkbox"/> SSC-TCBG-1848  | <input type="checkbox"/> SSC-TCBGST-1848  |
| <input type="checkbox"/> SSC-TCBGL-2424 | <input type="checkbox"/> SSC-TCBGLST-2424 |
| <input type="checkbox"/> SSC-TCBGR-2424 | <input type="checkbox"/> SSC-TCBGRST-2424 |
| <input type="checkbox"/> SSC-TCBG-2430  | <input type="checkbox"/> SSC-TCBGST-2430  |
| <input type="checkbox"/> SSC-TCBG-2436  | <input type="checkbox"/> SSC-TCBGST-2436  |
| <input type="checkbox"/> SSC-TCBG-2448  | <input type="checkbox"/> SSC-TCBGST-2448  |

### Design and Construction Features

- Type 304 stainless steel construction.
- Five intermediate shelves, adjustable on 3" (76mm) increments.
- Available with 18" or 24" (457 or 610mm) depth.
- Widths range from 24" to 48" (610 to 1219mm).
- Offered with single left- or right-swing door, or with double doors.
- Framed glass doors are double-panel inset construction with five-knuckle hinges, 4" wire pull, and roller catch.
- Units with flat top are 84" (2134mm) high.
- Units with sloped top are 89" (2261mm) high.

### Options / Accessories

- Door locks
- Additional shelves
- Custom door pulls
- Custom sizes

**CAUTION:** Tall cabinets present a tipping hazard if not properly installed. Proper installation requires these cabinets to be anchored to a wall or other cabinets to improve stability and ensure door operation.

### EAGLE GROUP

100 Industrial Boulevard  
Clayton, DE 19938-8903 USA

Phone: 302-653-3000 • 800-441-8440

Fax: 302-653-2065

www.eaglegrp.com • www.eaglemhc.com

For custom configuration or fabrication needs, contact our SpecFAB® Division.

Phone: 302-653-3000 • Fax: 302-653-2065 • e-mail: quotes@eaglegrp.com

### Certifications / Approvals



SEFA 8 Metal Casework

EG03.04C Rev. 03/21

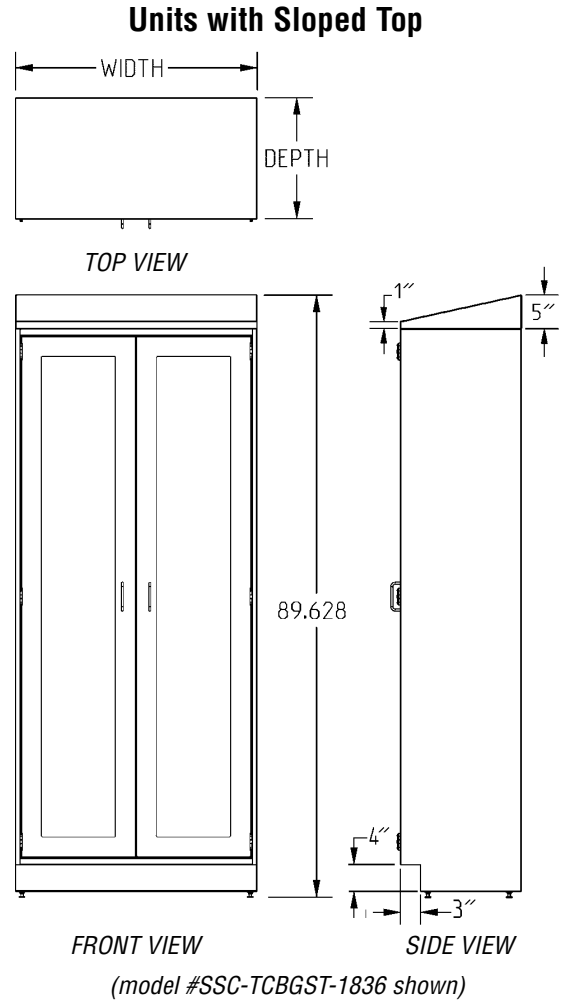
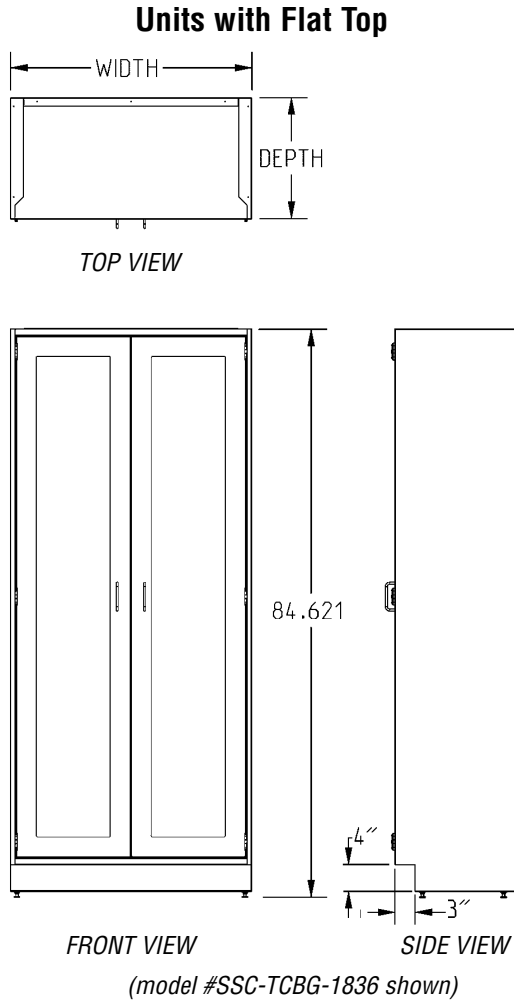
Spec sheets available for viewing, printing or downloading from our online literature library at [www.eaglegrp.com](http://www.eaglegrp.com)

Eagle Foodservice Equipment, Eagle MHC, and SpecFAB® are divisions of Eagle Group. ©2021 by the Eagle Group



Item No.: \_\_\_\_\_  
 Project No.: \_\_\_\_\_  
 S.I.S. No.: \_\_\_\_\_

## Tall Cabinets—Framed Glass Swinging Tall Cases



			Units with Flat Top				Units with Sloped Top				
depth	width		height		weight		model #	height	weight		model #
	in.	mm	in.	mm	lbs.	kg			in.	mm	
18"	457	24" 610	left-swing	84"	2134	443 200.9	SSC-TCBGL-1824	89"	2261	463 210.0	SSC-TCBGLST-1824
18"	457	24" 610	right-swing	84"	2134	443 200.9	SSC-TCBGR-1824	89"	2261	463 210.0	SSC-TCBGRST-1824
18"	457	30" 762	double	84"	2134	481 218.1	SSC-TCBG-1830	89"	2261	501 227.2	SSC-TCBGST-1830
18"	457	36" 914	double	84"	2134	481 218.1	SSC-TCBG-1836	89"	2261	531 240.8	SSC-TCBGST-1836
18"	457	48" 1219	double	84"	2134	518 234.9	SSC-TCBG-1848	89"	2261	538 244.0	SSC-TCBGST-1848
24"	610	24" 457	left-swing	84"	2134	473 214.5	SSC-TCBGL-2424	89"	2261	493 223.6	SSC-TCBGLST-2424
24"	610	24" 457	right-swing	84"	2134	473 214.5	SSC-TCBGR-2424	89"	2261	493 223.6	SSC-TCBGRST-2424
24"	610	30" 762	double	84"	2134	548 248.5	SSC-TCBG-2430	89"	2261	568 257.6	SSC-TCBGST-2430
24"	610	36" 914	double	84"	2134	593 268.9	SSC-TCBG-2436	89"	2261	613 278.0	SSC-TCBGST-2436
24"	610	48" 1219	double	84"	2134	623 282.5	SSC-TCBG-2448	89"	2261	643 291.6	SSC-TCBGST-2448

**EAGLE GROUP**  
 100 Industrial Boulevard, Clayton, DE 19938-8903 USA  
 Phone: 302-653-3000 or 800-441-8440 • Fax: 302-653-2065  
 www.eaglegrp.com • www.eaglehmc.com

Printed in U.S.A.  
 ©2021 by Eagle Group  
 Rev. 03/21

Spec sheets available for viewing, printing or downloading from our online literature library at [www.eaglegrp.com](http://www.eaglegrp.com)

Although every attempt has been made to ensure the accuracy of the information provided, we cannot be held responsible for typographical or printing errors. Information and specifications are subject to change without notice. Please confirm at time of order.