



Profit from the Eagle Advantage®

# Specification Sheet

## Short Form Specifications

Eagle Portable Hand Sink with Open Base, model PHSE-S-H. Heavy gauge stainless steel tabletop with 10 3/4" x 12 3/4" x 6" removable pan, deck-mount faucet, and trash chute. Furnished with soap dispenser, paper towel dispenser, 115-volt pump, 5-gallon fresh water tank, and 7-gallon waste water tank, GFCI electrical outlet, 10' cord/plug with cord wrap.



left side of unit



right side of unit

(Note: shown with optional wrist handle faucet)

### EAGLE GROUP

100 Industrial Boulevard, Clayton, DE 19938-8903 USA

Phone: 302-653-3000 • Fax: 302-653-2065

www.eaglegrp.com • www.eaglemh.com

Foodservice Division: Phone 800-441-8440

MHC Division: Phone 800-637-5100

For custom configuration or fabrication needs, contact our SpecFAB® Division.

Phone: 302-653-3000 • Fax: 302-653-2065 • e-mail: quotes@eaglegrp.com

Item No.:	_____
Project No.:	_____
S.I.S. No.:	_____

## Portable Hand Sink with Open Base

### MODELS:

PHSE-S-H

### Features

- 2.5-gallon hot water heater with accumulator tank.
- Platform for hot water heater features NEMA 5-15R GFCI electrical outlet.
- Deck mount faucet with gooseneck spout.
- Towel rack, mounted to underside of tabletop, accommodates standard household paper towels.
- Deck mount soap dispenser with 16-oz. container and 4" (102mm) chrome spout.
- 5-gallon fresh water tank.
- 7-gallon soiled water tank.
- Trash can.

### Tabletop

- Patented uni-lok® gusset system (patent #5,165,349): gussets are recessed into hat channel, reducing lateral movement.
- 16 gauge 300 series polished stainless steel 30" x 30" (762 x 762mm) tabletop.
- 10 3/4" x 12 3/4" x 6" (264 x 324 x 152mm) removable pan.
- Built-in trash chute.
- Square edge top with ends turned down 90°, providing for flush installations when required.

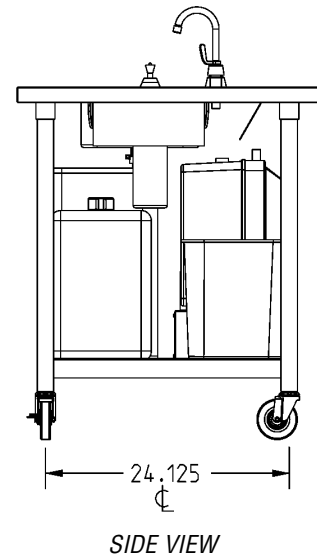
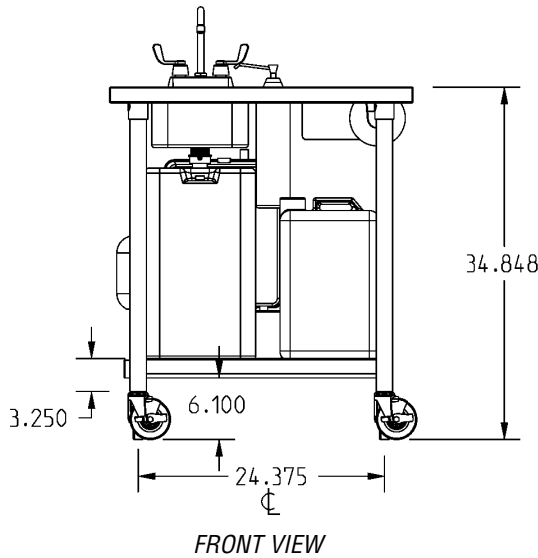
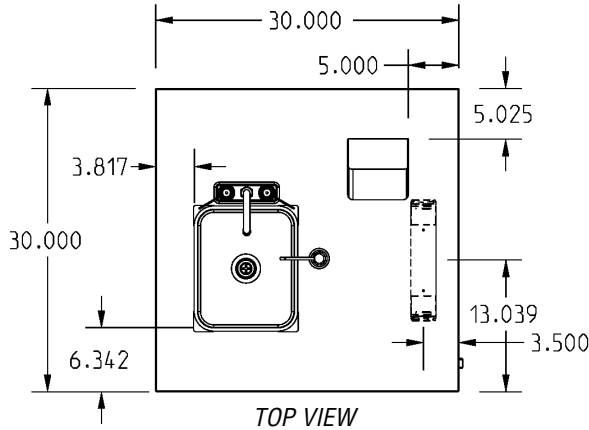
### Base

- Heavy gauge stainless steel undershelf with cord wrap.
- Heavy duty marine edge design.
- 1 1/2" (41mm)-diameter heavy duty stainless steel legs.
- 4" (102mm) casters—two with brake.



Item No.: \_\_\_\_\_  
 Project No.: \_\_\_\_\_  
 S.I.S. No.: \_\_\_\_\_

## Eagle Portable Sink with Open Base



(Note: shown with optional wrist handle faucet)

O.A. length		O.A. width		height *		pan length		pan width		pan depth		model #
in.	mm	in.	mm	in.	mm	in.	mm	in.	mm	in.	mm	
30"	762	30"	762	34 <sup>7</sup> / <sub>8</sub> "	886	10 <sup>3</sup> / <sub>8</sub> "	264	12 <sup>3</sup> / <sub>8</sub> "	324	6"	152	PHSE-S-H

\* Working height, excludes height of faucet.

**EAGLE GROUP**

100 Industrial Boulevard, Clayton, DE 19938-8903 USA

Phone: 302-653-3000 • Fax: 302-653-2065 • [www.eaglegrp.com](http://www.eaglegrp.com) • [www.eaglemhc.com](http://www.eaglemhc.com)

Foodservice Division: Phone 800-441-8440

MHC Division: Phone 800-637-5100

Printed in U.S.A.  
 ©2020 by Eagle Group

Rev. 04/20

Spec sheets available for viewing, printing or downloading from our online literature library at [www.eaglegrp.com](http://www.eaglegrp.com)

Although every attempt has been made to ensure the accuracy of the information provided, we cannot be held responsible for typographical or printing errors. Information and specifications are subject to change without notice. Please confirm at time of order.