

# Q-LEVER

Freestanding Cantilever Shelving



featuring...

**Q-LEVER**  
CLEVER STORAGE SOLUTIONS

**TRADITIONAL  
STANDARD**

and

**Q-LEVER PRO**  
CLEVER STORAGE SOLUTIONS

**HEAVY DUTY  
SHELVING**

**PATENT  
PENDING**

# Q-LEVER Cantilever Shelving

by Eagle Group

## Table of Contents

- 2 . . . Overview
- 3-4 . . . Q-LEVER Traditional Standard Units and Shelves
- 5 . . . Frame Kits for Q-LEVER Traditional Standard Units
- 6-7 . . . Q-LEVER PRO Heavy Duty Units and Shelves
- 8 . . . Frame Kits for Q-LEVER PRO Heavy Duty Units
- 9 . . . Shelf Overlays
- 10 . . . Accessories
- 11 . . . The Q-LEVER Advantage

**TRADITIONAL  
STANDARD AND  
HEAVY DUTY  
SHELVES CAN BE  
INTERCHANGED ON  
THE SAME UNIT!**

## Q-LEVER

CLEVER STORAGE SOLUTIONS



**Q-LEVER Standard Shelving** has a load bearing capacity of 600 lbs. per shelf and 2,000 lbs. on the bottom dunnage shelf.

## Q-LEVER PRO

CLEVER STORAGE SOLUTIONS



**Q-LEVER PRO Heavy Duty Shelving** has a load bearing capacity of 1,200 lbs.\* per mid shelf up to 48" long, 1,000 lbs.\* per mid shelf 54"-60" long, and 2,000 lbs. on the bottom dunnage shelf.

\* 1,000-lb. capacity per top shelf, all lengths.

## Overview of both series

- Maximizes storage, free standing shelving allows access to all corners
- With no front uprights, accessibility and productivity are improved
- Wall bolting not required
- Uprights utilize 2" adjustment for shelf and accessory spacing
- Shelves and accessories can be easily adjusted without tools
- Can be expanded side to side with Add-on units which share a common upright with existing unit; saving cost and space
- Units allow for sheet metal or wire overlays
- Sizing available:
  - Widths: 18"; 21"; 24"
  - Lengths: 30"; 36"; 42"; 48"; 54"; 60"
  - Heights: 72" standard; Optional 54" and 62" heights available.
- Valu-Gard® green epoxy finish. Contact company for additional finishes.

# Q-LEVER Traditional Standard Units

## Starter Units — 4-Tier

- Contains: 2 Uprights; 2 Braces; X-brace assembly; hardware
- Uprights utilize pins on 2" centers for maximum flexibility for shelves and accessories
- Starter units come with three wire shelves, three pairs of brackets and one dunnage shelf
- Valu-Gard® green epoxy finish

18" Shelves with 21"-Deep Uprights		21" Shelves with 24"-Deep Uprights		24" Shelves with 27"-Deep Uprights	
Model No.	W x L x H (nominal)	Model No.	W x L x H (nominal)	Model No.	W x L x H (nominal)
<b>QCS1830VG-4-72</b>	21" x 30" x 72"	<b>QCS2130VG-4-72</b>	24" x 30" x 72"	<b>QCS2430VG-4-72</b>	27" x 30" x 72"
<b>QCS1836VG-4-72</b>	21" x 36" x 72"	<b>QCS2136VG-4-72</b>	24" x 36" x 72"	<b>QCS2436VG-4-72</b>	27" x 36" x 72"
<b>QCS1842VG-4-72</b>	21" x 42" x 72"	<b>QCS2142VG-4-72</b>	24" x 42" x 72"	<b>QCS2442VG-4-72</b>	27" x 42" x 72"
<b>QCS1848VG-4-72</b>	21" x 48" x 72"	<b>QCS2148VG-4-72</b>	24" x 48" x 72"	<b>QCS2448VG-4-72</b>	27" x 48" x 72"
<b>QCS1854VG-4-72</b>	21" x 54" x 72"	<b>QCS2154VG-4-72</b>	24" x 54" x 72"	<b>QCS2454VG-4-72</b>	27" x 54" x 72"
<b>QCS1860VG-4-72</b>	21" x 60" x 72"	<b>QCS2160VG-4-72</b>	24" x 60" x 72"	<b>QCS2460VG-4-72</b>	27" x 60" x 72"



## Add-On Units — 4-Tier

- Contains: 1 Upright; 2 Braces; X-brace assembly; hardware
- For side to side expansion of existing upright frame
- Add-On units come with three wire shelves, three pairs of brackets and one dunnage shelf
- Valu-Gard® green epoxy finish

18" Shelves with 21"-Deep Uprights		21" Shelves with 24"-Deep Uprights		24" Shelves with 27"-Deep Uprights	
Model No.	W x L x H (nominal)	Model No.	W x L x H (nominal)	Model No.	W x L x H (nominal)
<b>QCA1830VG-4-72</b>	21" x 30" x 72"	<b>QCA2130VG-4-72</b>	24" x 30" x 72"	<b>QCA2430VG-4-72</b>	27" x 30" x 72"
<b>QCA1836VG-4-72</b>	21" x 36" x 72"	<b>QCA2136VG-4-72</b>	24" x 36" x 72"	<b>QCA2436VG-4-72</b>	27" x 36" x 72"
<b>QCA1842VG-4-72</b>	21" x 42" x 72"	<b>QCA2142VG-4-72</b>	24" x 42" x 72"	<b>QCA2442VG-4-72</b>	27" x 42" x 72"
<b>QCA1848VG-4-72</b>	21" x 48" x 72"	<b>QCA2148VG-4-72</b>	24" x 48" x 72"	<b>QCA2448VG-4-72</b>	27" x 48" x 72"
<b>QCA1854VG-4-72</b>	21" x 54" x 72"	<b>QCA2154VG-4-72</b>	24" x 54" x 72"	<b>QCA2454VG-4-72</b>	27" x 54" x 72"
<b>QCA1860VG-4-72</b>	21" x 60" x 72"	<b>QCA2160VG-4-72</b>	24" x 60" x 72"	<b>QCA2460VG-4-72</b>	27" x 60" x 72"




See page 6 for Heavy Duty Starter and Add-On Units



# Shelves for Q-LEVER Traditional Standard Units

## Traditional Standard Shelves

- Contains: 1 Wire Shelf and pair of brackets with bracket locks
- Provides air circulation
- 600-lb. weight capacity
- Valu-Gard® green epoxy finish



18" Shelves with 21"-Deep Uprights		21" Shelves with 24"-Deep Uprights		24" Shelves with 27"-Deep Uprights	
Model No.	W x L x H (nominal)	Model No.	W x L x H (nominal)	Model No.	W x L x H (nominal)
<b>SQC1830VG</b>	21" x 30"	<b>SQC2130VG</b>	24" x 30"	<b>SQC2430VG</b>	27" x 30"
<b>SQC1836VG</b>	21" x 36"	<b>SQC2136VG</b>	24" x 36"	<b>SQC2436VG</b>	27" x 36"
<b>SQC1842VG</b>	21" x 42"	<b>SQC2142VG</b>	24" x 42"	<b>SQC2442VG</b>	27" x 42"
<b>SQC1848VG</b>	21" x 48"	<b>SQC2148VG</b>	24" x 48"	<b>SQC2448VG</b>	27" x 48"
<b>SQC1854VG</b>	21" x 54"	<b>SQC2154VG</b>	24" x 54"	<b>SQC2454VG</b>	27" x 54"
<b>SQC1860VG</b>	21" x 60"	<b>SQC2160VG</b>	24" x 60"	<b>SQC2460VG</b>	27" x 60"

## Base Dunnage Shelves

- Contains: 1 Dunnage Shelf
- Bottom shelf supports heavier weight load (2,000 lbs.)
- Valu-Gard® green epoxy finish

**2,000-lb.  
WEIGHT  
CAPACITY**



18" Shelves with 21"-Deep Uprights		21" Shelves with 24"-Deep Uprights		24" Shelves with 27"-Deep Uprights	
Model No.	W x L x H (nominal)	Model No.	W x L x H (nominal)	Model No.	W x L x H (nominal)
<b>HBSQC1830VG</b>	21" x 30"	<b>HBSQC2130VG</b>	24" x 30"	<b>HBSQC2430VG</b>	27" x 30"
<b>HBSQC1836VG</b>	21" x 36"	<b>HBSQC2136VG</b>	24" x 36"	<b>HBSQC2436VG</b>	27" x 36"
<b>HBSQC1842VG</b>	21" x 42"	<b>HBSQC2142VG</b>	24" x 42"	<b>HBSQC2442VG</b>	27" x 42"
<b>HBSQC1848VG</b>	21" x 48"	<b>HBSQC2148VG</b>	24" x 48"	<b>HBSQC2448VG</b>	27" x 48"
<b>HBSQC1854VG</b>	21" x 54"	<b>HBSQC2154VG</b>	24" x 54"	<b>HBSQC2454VG</b>	27" x 54"
<b>HBSQC1860VG</b>	21" x 60"	<b>HBSQC2160VG</b>	24" x 60"	<b>HBSQC2460VG</b>	27" x 60"

# Frame Kits for Q-LEVER Traditional Standard Units

## Starter Frame Kits

- Contains: 2 Uprights; 2 Braces; X-brace assembly; hardware
- Also available in 54" and 62" heights. Specify when ordering
- Valu-Gard® green epoxy finish

18" Shelves with 21"-Deep Uprights		21" Shelves with 24"-Deep Uprights		24" Shelves with 27"-Deep Uprights	
Model No.	W x L x H (nominal)	Model No.	W x L x H (nominal)	Model No.	W x L x H (nominal)
<b>FQCS1830VG-72</b>	21" x 30" x 72"	<b>FQCS2130VG-72</b>	24" x 30" x 72"	<b>FQCS2430VG-72</b>	27" x 30" x 72"
<b>FQCS1836VG-72</b>	21" x 36" x 72"	<b>FQCS2136VG-72</b>	24" x 36" x 72"	<b>FQCS2436VG-72</b>	27" x 36" x 72"
<b>FQCS1842VG-72</b>	21" x 42" x 72"	<b>FQCS2142VG-72</b>	24" x 42" x 72"	<b>FQCS2442VG-72</b>	27" x 42" x 72"
<b>FQCS1848VG-72</b>	21" x 48" x 72"	<b>FQCS2148VG-72</b>	24" x 48" x 72"	<b>FQCS2448VG-72</b>	27" x 48" x 72"
<b>FQCS1854VG-72</b>	21" x 54" x 72"	<b>FQCS2154VG-72</b>	24" x 54" x 72"	<b>FQCS2454VG-72</b>	27" x 54" x 72"
<b>FQCS1860VG-72</b>	21" x 60" x 72"	<b>FQCS2160VG-72</b>	24" x 60" x 72"	<b>FQCS2460VG-72</b>	27" x 60" x 72"



## Add-On Frame Kits

- Contains: 1 Upright; 2 Braces; X-brace assembly; hardware
- Also available in 54" and 62" heights. Specify when ordering
- Valu-Gard® green epoxy finish

18" Shelves with 21"-Deep Uprights		21" Shelves with 24"-Deep Uprights		24" Shelves with 27"-Deep Uprights	
Model No.	W x L x H (nominal)	Model No.	W x L x H (nominal)	Model No.	W x L x H (nominal)
<b>FQCA1830VG-72</b>	21" x 30" x 72"	<b>FQCA2130VG-72</b>	24" x 30" x 72"	<b>FQCA2430VG-72</b>	27" x 30" x 72"
<b>FQCA1836VG-72</b>	21" x 36" x 72"	<b>FQCA2136VG-72</b>	24" x 36" x 72"	<b>FQCA2436VG-72</b>	27" x 36" x 72"
<b>FQCA1842VG-72</b>	21" x 42" x 72"	<b>FQCA2142VG-72</b>	24" x 42" x 72"	<b>FQCA2442VG-72</b>	27" x 42" x 72"
<b>FQCA1848VG-72</b>	21" x 48" x 72"	<b>FQCA2148VG-72</b>	24" x 48" x 72"	<b>FQCA2448VG-72</b>	27" x 48" x 72"
<b>FQCA1854VG-72</b>	21" x 54" x 72"	<b>FQCA2154VG-72</b>	24" x 54" x 72"	<b>FQCA2454VG-72</b>	27" x 54" x 72"
<b>FQCA1860VG-72</b>	21" x 60" x 72"	<b>FQCA2160VG-72</b>	24" x 60" x 72"	<b>FQCA2460VG-72</b>	27" x 60" x 72"



# Q-LEVER PRO Heavy Duty Units

## Heavy Duty Starter Units — 4-Tier

- Contains: 2 Uprights; 2 Braces; X-brace assembly; hardware
- Uprights utilize pins on 2" centers for maximum flexibility for shelves and accessories
- Starter units come with three shelves and one dunnage shelf
- Valu-Gard® green epoxy finish

18" Shelves with 21"-Deep Uprights		21" Shelves with 24"-Deep Uprights		24" Shelves with 27"-Deep Uprights	
Model No.	W x L x H (nominal)	Model No.	W x L x H (nominal)	Model No.	W x L x H (nominal)
HQCS1830E-4-72	21" x 30" x 72"	HQCS2130E-4-72	24" x 30" x 72"	HQCS2430E-4-72	27" x 30" x 72"
HQCS1836E-4-72	21" x 36" x 72"	HQCS2136E-4-72	24" x 36" x 72"	HQCS2436E-4-72	27" x 36" x 72"
HQCS1842E-4-72	21" x 42" x 72"	HQCS2142E-4-72	24" x 42" x 72"	HQCS2442E-4-72	27" x 42" x 72"
HQCS1848E-4-72	21" x 48" x 72"	HQCS2148E-4-72	24" x 48" x 72"	HQCS2448E-4-72	27" x 48" x 72"
HQCS1854E-4-72	21" x 54" x 72"	HQCS2154E-4-72	24" x 54" x 72"	HQCS2454E-4-72	27" x 54" x 72"
HQCS1860E-4-72	21" x 60" x 72"	HQCS2160E-4-72	24" x 60" x 72"	HQCS2460E-4-72	27" x 60" x 72"



## Heavy Duty Add-On Units — 4-Tier

- Contains: 1 Upright; 2 Braces; X-brace assembly; hardware
- For side to side expansion of existing upright frame
- Add-on units come with three shelves and one dunnage shelf
- Valu-Gard® green epoxy finish

18" Shelves with 21"-Deep Uprights		21" Shelves with 24"-Deep Uprights		24" Shelves with 27"-Deep Uprights	
Model No.	W x L x H (nominal)	Model No.	W x L x H (nominal)	Model No.	W x L x H (nominal)
HQCA1830E-4-72	21" x 30" x 72"	HQCA2130E-4-72	24" x 30" x 72"	HQCA2430E-4-72	27" x 30" x 72"
HQCA1836E-4-72	21" x 36" x 72"	HQCA2136E-4-72	24" x 36" x 72"	HQCA2436E-4-72	27" x 36" x 72"
HQCA1842E-4-72	21" x 42" x 72"	HQCA2142E-4-72	24" x 42" x 72"	HQCA2442E-4-72	27" x 42" x 72"
HQCA1848E-4-72	21" x 48" x 72"	HQCA2148E-4-72	24" x 48" x 72"	HQCA2448E-4-72	27" x 48" x 72"
HQCA1854E-4-72	21" x 54" x 72"	HQCA2154E-4-72	24" x 54" x 72"	HQCA2454E-4-72	27" x 54" x 72"
HQCA1860E-4-72	21" x 60" x 72"	HQCA2160E-4-72	24" x 60" x 72"	HQCA2460E-4-72	27" x 60" x 72"



See page 3 for Standard Starter and Add-On Units

# Shelves for Q-LEVER PRO Heavy Duty Units

## Heavy Duty Shelves

- Contains: 1 Dunnage Shelf
- Provides air circulation
- Valu-Gard® green epoxy finish

up to  
**1,200-lb.**  
**WEIGHT**  
**CAPACITY\***



### 18" Shelves with 21"-Deep Uprights

Model No.	W x L x H (nominal)
<b>HSQC1830VG</b>	21" x 30"
<b>HSQC1836VG</b>	21" x 36"
<b>HSQC1842VG</b>	21" x 42"
<b>HSQC1848VG</b>	21" x 48"
<b>HSQC1854VG</b>	21" x 54"
<b>HSQC1860VG</b>	21" x 60"

### 21" Shelves with 24"-Deep Uprights

Model No.	W x L x H (nominal)
<b>HSQC2130VG</b>	24" x 30"
<b>HSQC2136VG</b>	24" x 36"
<b>HSQC2142VG</b>	24" x 42"
<b>HSQC2148VG</b>	24" x 48"
<b>HSQC2154VG</b>	24" x 54"
<b>HSQC2160VG</b>	24" x 60"

### 24" Shelves with 27"-Deep Uprights

Model No.	W x L x H (nominal)
<b>HSQC2430VG</b>	27" x 30"
<b>HSQC2436VG</b>	27" x 36"
<b>HSQC2442VG</b>	27" x 42"
<b>HSQC2448VG</b>	27" x 48"
<b>HSQC2454VG</b>	27" x 54"
<b>HSQC2460VG</b>	27" x 60"

\* 1,200-lb. capacity per mid shelf up to 48" long;  
1,000-lb. capacity per mid shelf 54" to 60" long;  
1,000-lb. capacity per top shelf, all lengths.

## Base Dunnage Shelves

- Contains: 1 Dunnage Shelf
- Bottom shelf supports heavier weight load (2,000 lbs.)
- Required for uprights.
- Valu-Gard® green epoxy finish

**2,000-lb.**  
**WEIGHT**  
**CAPACITY**



### 18" Shelves with 21"-Deep Uprights

Model No.	W x L x H (nominal)
<b>HBSQC1830VG</b>	21" x 30"
<b>HBSQC1836VG</b>	21" x 36"
<b>HBSQC1842VG</b>	21" x 42"
<b>HBSQC1848VG</b>	21" x 48"
<b>HBSQC1854VG</b>	21" x 54"
<b>HBSQC1860VG</b>	21" x 60"

### 21" Shelves with 24"-Deep Uprights

Model No.	W x L x H (nominal)
<b>HBSQC2130VG</b>	24" x 30"
<b>HBSQC2136VG</b>	24" x 36"
<b>HBSQC2142VG</b>	24" x 42"
<b>HBSQC2148VG</b>	24" x 48"
<b>HBSQC2154VG</b>	24" x 54"
<b>HBSQC2160VG</b>	24" x 60"

### 24" Shelves with 27"-Deep Uprights

Model No.	W x L x H (nominal)
<b>HBSQC2430VG</b>	27" x 30"
<b>HBSQC2436VG</b>	27" x 36"
<b>HBSQC2442VG</b>	27" x 42"
<b>HBSQC2448VG</b>	27" x 48"
<b>HBSQC2454VG</b>	27" x 54"
<b>HBSQC2460VG</b>	27" x 60"



# Frame Kits for Q-LEVER PRO Heavy Duty Units

## Starter Frame Kits

- Contains: 2 Uprights; 2 Braces; X-brace assembly; hardware
- Also available in 54" and 62" heights. Specify when ordering
- Valu-Gard® green epoxy finish

18" Shelves with 21"-Deep Uprights		21" Shelves with 24"-Deep Uprights		24" Shelves with 27"-Deep Uprights	
Model No.	W x L x H (nominal)	Model No.	W x L x H (nominal)	Model No.	W x L x H (nominal)
<b>FQCS1830VG-72</b>	21" x 30" x 72"	<b>FQCS2130VG-72</b>	24" x 30" x 72"	<b>FQCS2430VG-72</b>	27" x 30" x 72"
<b>FQCS1836VG-72</b>	21" x 36" x 72"	<b>FQCS2136VG-72</b>	24" x 36" x 72"	<b>FQCS2436VG-72</b>	27" x 36" x 72"
<b>FQCS1842VG-72</b>	21" x 42" x 72"	<b>FQCS2142VG-72</b>	24" x 42" x 72"	<b>FQCS2442VG-72</b>	27" x 42" x 72"
<b>FQCS1848VG-72</b>	21" x 48" x 72"	<b>FQCS2148VG-72</b>	24" x 48" x 72"	<b>FQCS2448VG-72</b>	27" x 48" x 72"
<b>FQCS1854VG-72</b>	21" x 54" x 72"	<b>FQCS2154VG-72</b>	24" x 54" x 72"	<b>FQCS2454VG-72</b>	27" x 54" x 72"
<b>FQCS1860VG-72</b>	21" x 60" x 72"	<b>FQCS2160VG-72</b>	24" x 60" x 72"	<b>FQCS2460VG-72</b>	27" x 60" x 72"



## Add-On Frame Kits

- Contains: 1 Upright; 2 Braces; X-brace assembly; hardware
- Also available in 54" and 62" heights. Specify when ordering
- Valu-Gard® green epoxy finish

18" Shelves with 21"-Deep Uprights		21" Shelves with 24"-Deep Uprights		24" Shelves with 27"-Deep Uprights	
Model No.	W x L x H (nominal)	Model No.	W x L x H (nominal)	Model No.	W x L x H (nominal)
<b>FQCA1830VG-72</b>	21" x 30" x 72"	<b>FQCA2130VG-72</b>	24" x 30" x 72"	<b>FQCA2430VG-72</b>	27" x 30" x 72"
<b>FQCA1836VG-72</b>	21" x 36" x 72"	<b>FQCA2136VG-72</b>	24" x 36" x 72"	<b>FQCA2436VG-72</b>	27" x 36" x 72"
<b>FQCA1842VG-72</b>	21" x 42" x 72"	<b>FQCA2142VG-72</b>	24" x 42" x 72"	<b>FQCA2442VG-72</b>	27" x 42" x 72"
<b>FQCA1848VG-72</b>	21" x 48" x 72"	<b>FQCA2148VG-72</b>	24" x 48" x 72"	<b>FQCA2448VG-72</b>	27" x 48" x 72"
<b>FQCA1854VG-72</b>	21" x 54" x 72"	<b>FQCA2154VG-72</b>	24" x 54" x 72"	<b>FQCA2454VG-72</b>	27" x 54" x 72"
<b>FQCA1860VG-72</b>	21" x 60" x 72"	<b>FQCA2160VG-72</b>	24" x 60" x 72"	<b>FQCA2460VG-72</b>	27" x 60" x 72"





## Wire Overlays

- Wire cover allows for storage of smaller items
- Provides air circulation
- Fits all standard wire, heavy duty shelves, and base dunnage shelf
- Valu-Gard® green epoxy finish



18" Shelves with 21"-Deep Uprights		21" Shelves with 24"-Deep Uprights		24" Shelves with 27"-Deep Uprights	
<i>Model No.</i>	<i>W x L x H (nominal)</i>	<i>Model No.</i>	<i>W x L x H (nominal)</i>	<i>Model No.</i>	<i>W x L x H (nominal)</i>
<b>HWSQC1830VG</b>	21" x 30"	<b>HWSQC2130VG</b>	24" x 30"	<b>HWSQC2430VG</b>	27" x 30"
<b>HWSQC1836VG</b>	21" x 36"	<b>HWSQC2136VG</b>	24" x 36"	<b>HWSQC2436VG</b>	27" x 36"
<b>HWSQC1842VG</b>	21" x 42"	<b>HWSQC2142VG</b>	24" x 42"	<b>HWSQC2442VG</b>	27" x 42"
<b>HWSQC1848VG</b>	21" x 48"	<b>HWSQC2148VG</b>	24" x 48"	<b>HWSQC2448VG</b>	27" x 48"
<b>HWSQC1854VG</b>	21" x 54"	<b>HWSQC2154VG</b>	24" x 54"	<b>HWSQC2454VG</b>	27" x 54"
<b>HWSQC1860VG</b>	21" x 60"	<b>HWSQC2160VG</b>	24" x 60"	<b>HWSQC2460VG</b>	27" x 60"

## Sheet Metal Overlays

- Allows a work surface with covered sides
- Easy to clean
- Stainless steel finish
- Fits standard wire and heavy duty shelves (except Base Dunnage Shelves)



18" Shelves with 21"-Deep Uprights		21" Shelves with 24"-Deep Uprights		24" Shelves with 27"-Deep Uprights	
<i>Model No.</i>	<i>W x L x H (nominal)</i>	<i>Model No.</i>	<i>W x L x H (nominal)</i>	<i>Model No.</i>	<i>W x L x H (nominal)</i>
<b>HSSQC1830VG</b>	21" x 30"	<b>HSSQC2130VG</b>	24" x 30"	<b>HSSQC2430VG</b>	27" x 30"
<b>HSSQC1836VG</b>	21" x 36"	<b>HSSQC2136VG</b>	24" x 36"	<b>HSSQC2436VG</b>	27" x 36"
<b>HSSQC1842VG</b>	21" x 42"	<b>HSSQC2142VG</b>	24" x 42"	<b>HSSQC2442VG</b>	27" x 42"
<b>HSSQC1848VG</b>	21" x 48"	<b>HSSQC2148VG</b>	24" x 48"	<b>HSSQC2448VG</b>	27" x 48"
<b>HSSQC1854VG</b>	21" x 54"	<b>HSSQC2154VG</b>	24" x 54"	<b>HSSQC2454VG</b>	27" x 54"
<b>HSSQC1860VG</b>	21" x 60"	<b>HSSQC2160VG</b>	24" x 60"	<b>HSSQC2460VG</b>	27" x 60"

# Accessories

## Hanger Rails

- Easily hooks onto uprights
- Accommodates all accessories
- Can be used as a backstop
- Valu-Gard® green epoxy finish



Model No.	Length
<b>SQU30VG</b>	30"
<b>SQU36VG</b>	36"
<b>SQU42VG</b>	42"
<b>SQU48VG</b>	48"
<b>SQU54VG</b>	54"
<b>SQU60VG</b>	60"

## Supply Bins

- Made of durable polypropylene, providing longlasting years of service
- Integral molded slots accept ID labels



Model No.	color	W x L x H	carton quantity
<b>A208877</b>	blue	5½" x 10¾" x 5"	12
<b>A208879</b>	blue	11" x 10¾" x 5"	6
<b>A208881</b>	blue	8¾" x 14¾" x 7"	12
<b>A208883</b>	blue	16½" x 14¾" x 7"	6

## Storage Baskets

- Easily attaches to hanger rail or side of wire shelf
- Valu-Gard® green epoxy finish



Model No.	description	W x L x H
<b>WB-VG</b>	small wire basket	5" x 13¾" x 7"
<b>WB-M-VG</b>	medium wire basket	7½" x 17¾" x 5"
<b>WB-L-VG</b>	large wire basket	7½" x 17¾" x 10"

## Hooks and Holders

- Easily attaches to hanger rail or side of wire shelf
- Valu-Gard® green epoxy finish


Model No.	description	W x L x H
<b>LH-VG</b>	large snap hook	¾" x 2¼" x 4¾"
<b>LDH-VG</b>	large double snap hook	3¾" x 2¼" x 4¾"
<b>HOOK24-VG</b>	24"-long hook with seven 6¼" prongs	7½" x 23¾" x 5½"
<b>SCOOP10-VG</b>	utensil rack	5" x 10½" x 5½"




large snap hook



large double snap hook



24" hook



utensil hook

Choose between...



## Traditional Standard



**Q-LEVER Traditional Standard Shelving** has a load bearing capacity of 600 lbs. per shelf and 2,000 lbs. on the bottom dunnage shelf.



## Heavy Duty



**Q-LEVER PRO Heavy Duty Shelving** has a load bearing capacity of 1,200 lbs.\* per mid shelf up to 48" long, 1,000 lbs.\* per mid shelf 54"-60" long, and 2,000 lbs. on the bottom dunnage shelf.

\* 1,000-lb. capacity per top shelf, all lengths.

or...

**PATENT  
PENDING**

**TRADITIONAL STANDARD  
AND HEAVY DUTY SHELVES  
CAN BE INTERCHANGED ON  
THE SAME UNIT!**



*Heavy Duty Shelving*



*traditional standard shelving*



# Q-LEVER

CLEVER STORAGE SOLUTIONS

# Q-LEVER PRO

CLEVER STORAGE SOLUTIONS



Q-LEVER shelving and accessories shown

## Eagle Group

100 Industrial Blvd.  
Clayton, DE 19938

Toll Free:  
1-800-441-8440 (FDSRV)  
1-800-637-5100 (MHC)

Fax: 302-653-2065

[www.eaglegrp.com](http://www.eaglegrp.com)



## How to Request a Quote?

- Quotation request get emailed to [quotes@eaglegrp.com](mailto:quotes@eaglegrp.com)
- Fax 302-653-3091 to...  
Eagle Group  
Attn: SpecFAB Quote Department  
100 Industrial Blvd  
Clayton, DE 19938

## What to include with your request...

- Your name and dealer name
- Job or project name
- Required date for quote
- Bid date for project
- Projected installation date and timeline
- Consultant name when applicable
- Plans and specifications related to the project
- Special considerations

**EAGLE**  
GROUP<sup>®</sup>  
*Profit from the Eagle Advantage<sup>®</sup>*

EG7019 Rev. 02/17