


Short Form Specifications

Eagle Drive-Through Task Station, model #TSD3660Z, to consist of heavy gauge 36" x 60" galvanized steel tabletop, 36" x 60" wire undershelf, 12" x 60" cantilever undershelf, two 14" x 60" wire overshelves, and two bin holders to accommodate 14 standard 5"-deep plastic supply bins. 74" overall height.

Item #: _____
 Model #: _____
 Project #: _____
 SIS #: _____

Optional Accessories	Model #	Qty.

New Drive-Through Task Station



(note: refrigerator, drink dispensers, and drawer not included)

- Keeps work-related items together.
- Heavy gauge galvanized steel tabletop with aluminum corner castings.
- 36" x 60" (914 x 1524mm) zinc-plated wire undershelf.
- Two 14" x 60" (356 x 1524mm) zinc-plated wire shelves for overhead storage. Shelf heights can be adjusted.
- Two chrome-plated full-length bin holders. Heights can be adjusted.
- One 12" (305mm)-wide full-length chrome-plated cantilever shelf positioned underneath tabletop for additional bin storage.
- Posts are numbered and grooved at 1" (25mm) increments for fast and level assembly.
- 14 plastic supply bins: 10 1/2" L x 5 1/2" W x 5" D (276 x 140 x 127mm).
- Two 6-gauge wire S-hooks.
- One 13 3/8" x 5" x 7" (340 x 127 x 178mm) chrome-plated wire basket.
- 74" (1880mm) overall post height.

model #	weight	
	lbs.	kg
TSD3660Z	168	76.2

See reverse side for other Shelving Task Station Packages available.

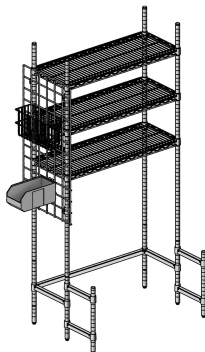
Spec sheets available for viewing, printing or downloading from our online literature library at www.eaglegrp.com

Other Shelving Task Workstations available:

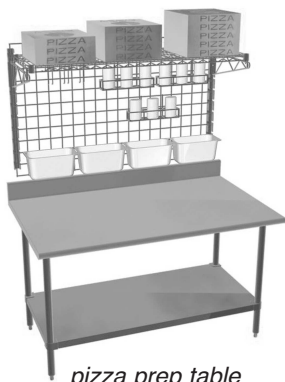
(Note: Props shown not included.)




biscuit workstation



sandwich prep station



pizza prep table



cup tower



carry-out worktable



microwave prep table



pizza carry-out workstation

BISCUIT WORKSTATION

Easy-to-clean worksurface. NSF-approved components. Keeps tasks together. 16 gauge type 304 stainless steel top with hat channel supports.

model #	weight	
	lbs.	kg
TSP2460Z	189	85.7

SANDWICH PREP STATION

Flexible design allows for custom look while using standard components. Unit allows for various width, length and height refrigerators. Keeps task-related items together.

model #	weight	
	lbs.	kg
TSSP1436Z	50	22.7

PIZZA PREP AREA

Utilizes valuable wall space. Standard parts create a customized look. Keeps task-related items together. 14 gauge type 304 stainless steel top with hat channel supports.

model #	weight	
	lbs.	kg
TSP2460Z	113	51.3

CUP TOWER

Allows for easy inventory count. Easy identification of product.

model #	weight	
	lbs.	kg
TSC3036Z	104	47.2

CARRY-OUT WORKTABLE

Keeps work-related tasks together. Customize using standard components. 18 gauge type 304 stainless steel top and undershelf.

model #	weight	
	lbs.	kg
TSCO2460Z	138	76.2

MICROWAVE PREP TABLE

Open-wire construction. Three full-length wire overshelves. 18 gauge type 304 stainless steel top with hat channel supports. Two wire undershelves. Each overshelf accommodates two standard-size microwaves. Comes with bins, dividers, and grid panels.

model #	weight	
	lbs.	kg
TSM3048C	146	66.2

PIZZA CARRY-OUT WORKSTATION

Gravity-feed dividers. Keeps boxes organized. Minimize damage to boxes. Rotated product.

model #	weight	
	lbs.	kg
TSP1448Z	94	42.6