



Profit from the Eagle Advantage®

Foodservice Division: (800) 441-8440

MHC/Retail Display Divisions: (800) 637-5100

FAX: (302) 653-2065

Product

Announcement

Short Form Specifications

Eagle Stainless Steel Utility Cart, model _____. Three stainless steel shelves welded to angle legs. Galvanized caster channel frame. Available with standard 1"-high upturn on ends and rear of top and center shelves, or 1"-high upturn on all sides of all shelves. Four 4"-diameter swivel plate casters. 1"-diameter handle on one end.

Item #:	_____
Model #:	_____
Project #:	_____
SIS #:	_____

EG8179 Rev. 02/15

Features on all carts...

- Three stainless steel shelves.
- Type 430 stainless steel shelves and angle legs.
- Galvanized bottom frame consists of front-to-back caster channels and left-to-right support angles.
- 1"-high upturns.
- Each shelf is hemmed for further strength and stability.
- 12½" shelf clearance.
- Legs provided with bumpers.
- 4"-diameter swivel plate casters.
- 1"-diameter handle welded to angle legs.
- Corrosion- and stain-resistant.
- Polished stainless steel finish allows for ease of cleaning and sanitation.

Standard-duty carts...

- 22-gauge stainless steel shelves.
- 18-gauge stainless steel angle legs.
- 300-lb. weight capacity.

Medium-duty carts...

- 20-gauge stainless steel shelves.
- 16-gauge stainless steel angle legs.
- 500-lb. weight capacity.

Options...

- Non-marking casters.
- Corner leg bumpers.
- Additional handle (for other end).
- Cart covers.

For custom configuration or fabrication needs, contact our **SpecFAB® Division**.

Phone: (302) 653-3000. FAX: (302) 653-2065.

E-mail: quotes@eaglegrp.com

New **Stainless Utility Carts**



cart with upturns on ends and rear of top and center shelves



cart with upturns on all sides of all shelves

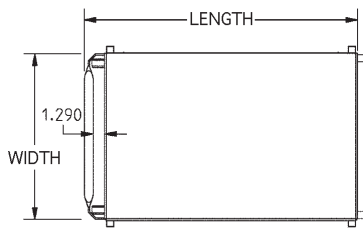
Ideal for light- to medium-duty transport in virtually any environment. Durable, all-welded stainless steel angle leg design. Reinforced hemmed front on heavy gauge stainless steel shelves adds strength where it is needed. Sound deadening panels under shelves for less noise and vibrations. Bumpers on legs and handles protect surroundings. Stainless steel finish promotes ease of cleaning and sanitation.



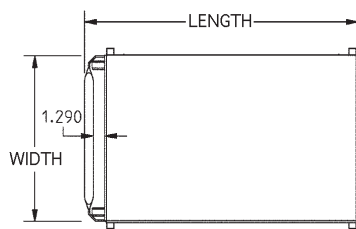


Profit from the Eagle Advantage®

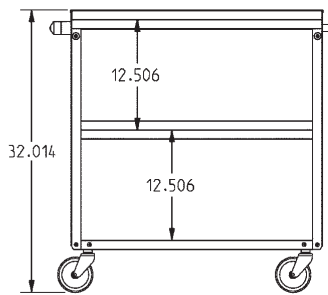
Stainless Utility Carts



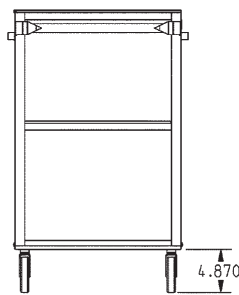
TOP VIEW



TOP VIEW

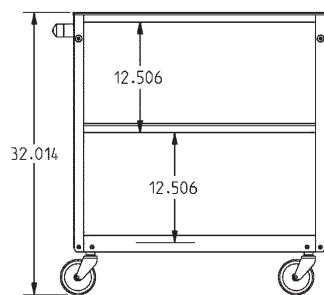


FRONT VIEW

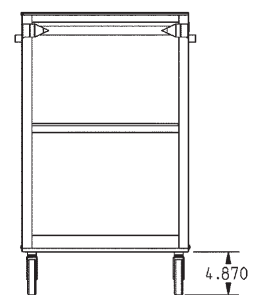


END VIEW

(CART WITH STANDARD UPTURNS SHOWN)



FRONT VIEW



END VIEW

(CART WITH UPTURNS ON ALL SIDES OF ALL SHELVES SHOWN)

Standard Duty Carts

300-lb. weight capacity.

overall width x length x height		shelf width x length (inner dimensions)		shelf clearance		weight		with * Standard Upturns		with Upturn on all sides of all shelves	
in.	mm	in.	mm	in.	mm	lbs.	kg	model #	list	model #	list
16 ³ / ₄ " x 27 ⁵ / ₈ " x 32"	426 x 702 x 813	16 ¹ / ₂ " x 25 ⁵ / ₈ "	419 x 643	12 ¹ / ₂ "	318	29	13.2	UC-311	643	UUC-311	675
19" x 31" x 32"	483 x 787 x 813	18 ³ / ₄ " x 28 ¹ / ₈ "	476 x 729	12 ¹ / ₂ "	318	32	14.5	UC-322	666	UUC-322	699

* Upturn on sides and rear of top and center shelves.

Medium Duty Carts

500-lb. weight capacity.

overall width x length x height		shelf width x length (inner dimensions)		shelf clearance		weight		with * Standard Upturns		with Upturn on all sides of all shelves	
in.	mm	in.	mm	in.	mm	lbs.	kg	model #	list	model #	list
16 ³ / ₄ " x 27 ⁵ / ₈ " x 32"	426 x 702 x 813	16 ¹ / ₂ " x 25 ⁵ / ₈ "	419 x 643	12 ¹ / ₂ "	318	39	17.6	UC-411	657	UUC-411	690
19" x 31" x 32"	483 x 787 x 813	18 ³ / ₄ " x 28 ¹ / ₈ "	476 x 729	12 ¹ / ₂ "	318	42	19.1	UC-422	680	UUC-422	714

* Upturn on sides and rear of top and center shelves.